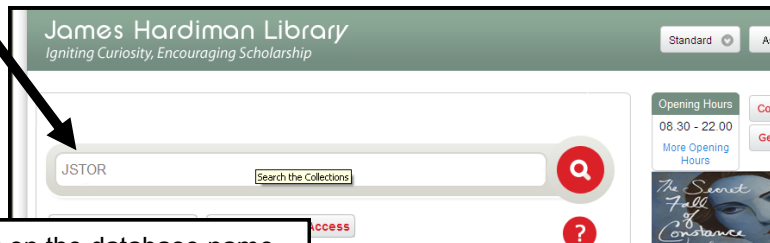


Finding a Database

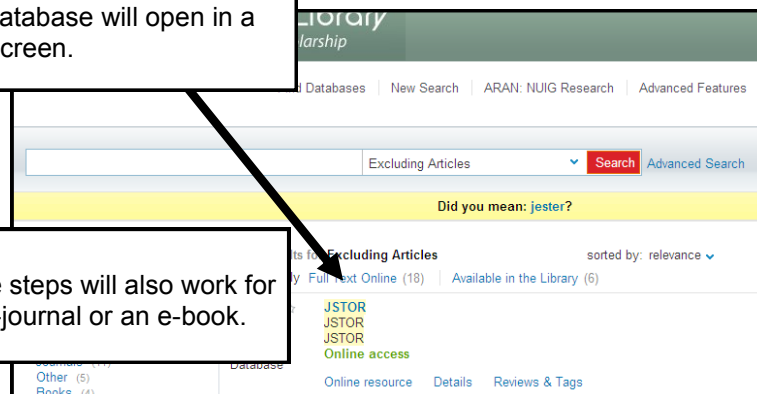
- ⇒ Go to the Library website and sign for full access.
- ⇒ Type in the database name e.g. *JSTOR* and press search.

How to find a database from the Library website

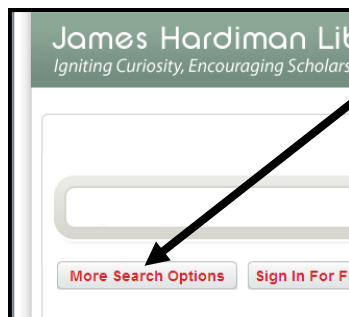
www.library.nuigalway.ie



- ⇒ Click on the database name in the list of results.
- ⇒ The database will open in a new screen.



Tip:
These same steps will also work for finding an e-journal or an e-book.



Alternative Method

If you have difficulty locating a database, click on:

- ⇒ **More Search Options**
- ⇒ And on the following page select **Find Databases**

With this option you can find databases alphabetically or by subject.

Off Campus Access

All of our Library databases and e-journals can be accessed off campus. You must be a registered member of the University to access these resources.

The process involved is the same as signing into your Library account.

⇒ Go to the Library website www.library.nuigalway.ie

⇒ Click on the **Sign In For Full Access** button.

A screenshot of the library website's search interface. At the top, there is a search bar containing the text 'JSTOR' and a magnifying glass icon. Below the search bar are two buttons: 'More Search Options' and 'Sign In For Full Access'. An arrow points from the text box to the 'Sign In For Full Access' button. To the right of the search bar, there is a 'Standard' dropdown menu and a 'As' dropdown menu. Further right, there is an 'Opening Hours' section showing '08:30 - 22:00' and a 'More Opening Hours' link. Below that is a book cover for 'The Secret Fall of Constance'.

⇒ Login using your ISS username/password.


⇒ These are the details you use for accessing your email or campus computer account.

A screenshot of the library login page. The page has a purple header with 'NUI Gaillimh' and 'NUI Galway'. Below the header, there are input fields for 'ID: 10105395' and 'password: *****'. There is a dropdown menu for 'Institution: National University of Ireland'. Below these fields are 'Login' and 'Back' buttons. At the bottom, there is a checkbox for 'Remember me on this computer?' and a large 'Login' watermark.

⇒ You are returned to the Library website.

⇒ Proceed to find and access your database or e-journal.

⇒ For assistance with this please turn over.

A screenshot of the library website home page. At the top, there is a navigation bar with 'KELLY, S.', 'e-Shell', 'My Account', and 'Sign out'. Below the navigation bar, there is a search bar with a dropdown menu and a 'SIGN OUT' button. The main content area has a section for 'Library News and Events' with two items: 'Race Week/ Aug BH Opening Hours' and 'Printing/Photocopying/Scanning Service - Downtime on Thurs 26th July'. At the bottom, there is a small text box with search tips: 'papers of NUI Galway authors, theses, and more. You can search by any keywords you have about what you're looking for: author's name, book title, journal name, article name, subject words, etc.'

www.library.nuigalway.ie

